

National Council for Sustainable Development Hungary

19th ESDN Workshop

Parliamentary Mechanisms in the Implementation of the 2030 Agenda

Erzsébet Schmuck (MP)

**President of the Committee on Sustainable Development
of the Hungarian Parliament**



The 2030 Agenda for Sustainable Development How to achieve the goals?

SUSTAINABLE DEVELOPMENT GOALS



Overview of EU-27 progress towards the SDGs over the past 5 years, 2020

(Data mainly refer to 2013–2018 or 2014–2019)



Hungarian National Framework Strategy on Sustainable Development (NFFS)

- The national core document of sustainable development, the National Framework Strategy on Sustainable Development 2012–2024 (NFFS) was adopted by the Parliament in 2013.
- The NFFS integrates the UN's Sustainable Development Goals (SDG)
- NFFS defines 4 key national resources, 34 strategic goals and 77 associated tasks (targets). There are 12 groups of activities.



The 12 groups of activities



THE INSTITUTIONS OF SUSTAINABILITY IN HUNGARY

- Hungary's **Fundamental Law** addresses the protection of the interests of future generations and the principles, rights and obligations concerning sustainable development
- The **Constitutional Court** is mandated to protect the Fundamental Law of Hungary and authorized to (fully or partially) annul laws not in compliance with the Fundamental Law.
- As part of the single ombudsman system, the **Ombudsman for Future Generations** is the deputy of the Commissioner for Fundamental Rights responsible for safeguarding the interests of future generations.

Government

Ministry of Agriculture
Hungary Helps
Ministry for Innovation and Technology
Ministry of Foreign Affairs

Government background institutions

Central Statistical Office
National Council for Environmental Protection

Independent national institutions

Constitutional Court
State audit Office
Ombudsman for Future Generations
Fiscal Council
Hungarian National Bank

Parliamentary institutions

Committee on Sustainable Development
National Council
for Sustainable Development

Non-governmental organisations - Examples

Roundtable of Hungarian Civil Society
Organisations for the Sustainable
Development Goals
Business Council for Sustainable
Development in Hungary
V4SDG

PARLAMENTARY INSTITUTIONS OF SUSTAINABILITY

- COMMITTEE ON SUSTAINABLE DEVELOPMENT (FFB)
- NATIONAL COUNCIL FOR SUSTAINABLE DEVELOPMENT (NFFT)



composition

National Council for Sustainable Development (NFFT)

The NFFT is an independent, national institution, an advisory body to the National Assembly of Hungary. The current President is the Speaker.

5

The chairman and co-chairs together constitute the 5-member presidency of the NFFT. Co-chairs may be delegated by the government, the Hungarian Academy of Sciences, non-governmental organizations and parliamentary parties.



34

The number of voting members of the NFFT is 34. The Council has a quorum of 18 members.



8

The work of the NFFT is assisted by 7 permanent invitees. Permanent invitees do not have the right to vote.



4

The work of the NFFT is assisted by member working committees, the number and nature of which vary, adapting to the tasks of the Council. The following working committees are currently in place:
Sustainable Smart City WG
Professional Coordinator WG
Climate Policy WG
Strategic WG



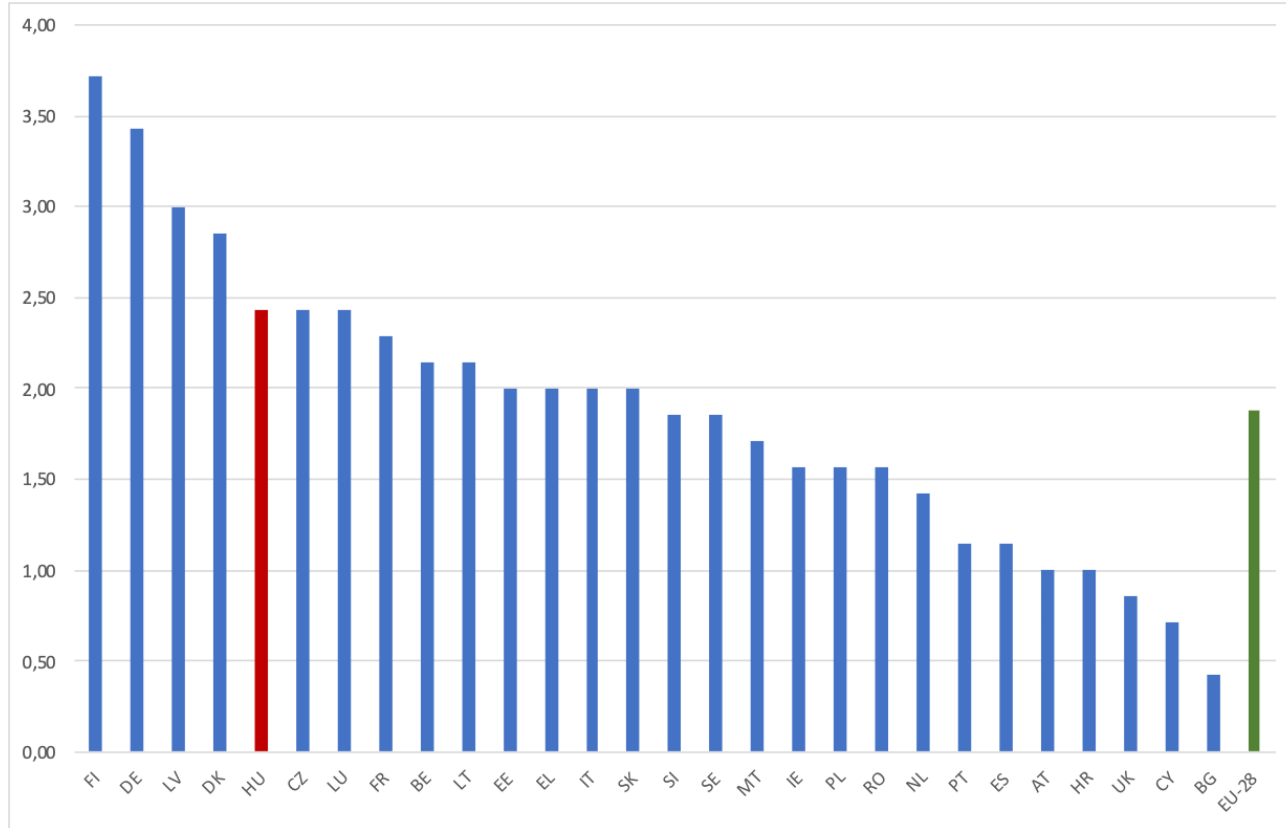
COMMITTEE ON SUSTAINABLE DEVELOPMENT (FFB)

- The Committee on Sustainable Development makes proposals, provides feedback, makes decisions in specific matters and is involved in the oversight of government work.
- The FFB plays a key role in lawmaking. Its responsibilities related to oversight functions include hearings of the competent ministers, reception of delegations and international conferences organised by the committee.



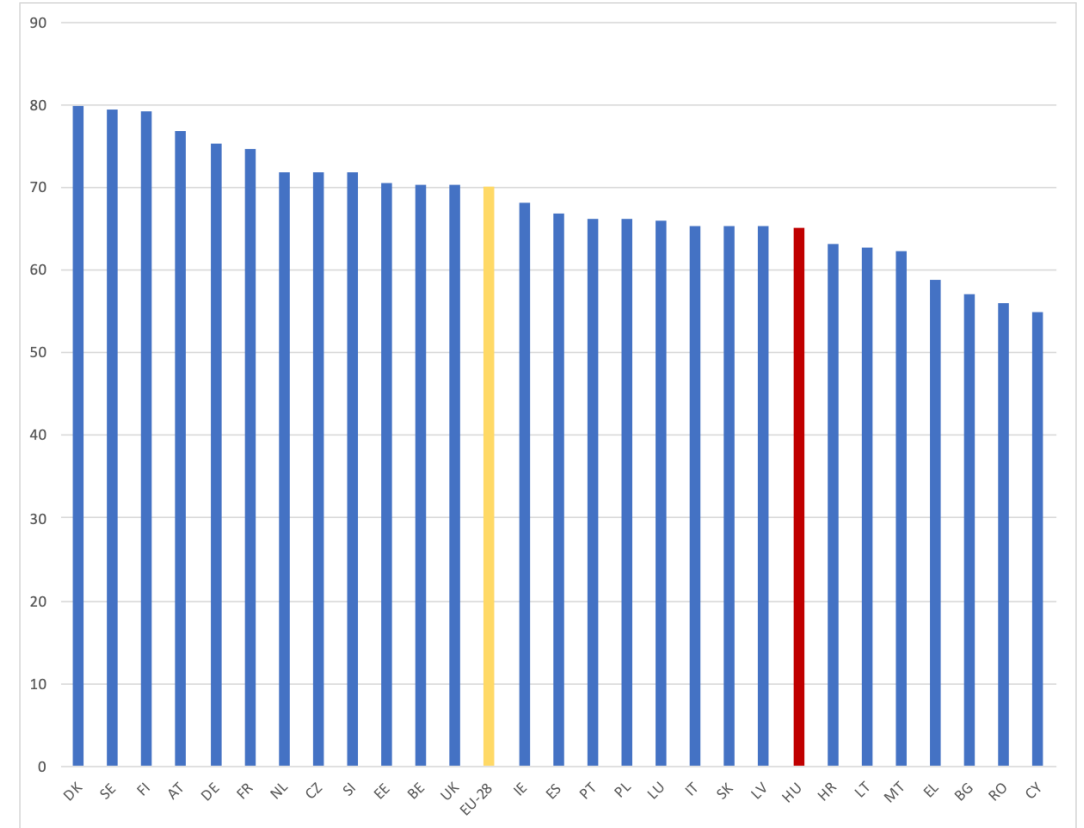
Quality of institutions and level of performance

Quality of SD institutions (EU-28)



ranking based on Niestroy et al, 2019

SDG performance index (EU-28)



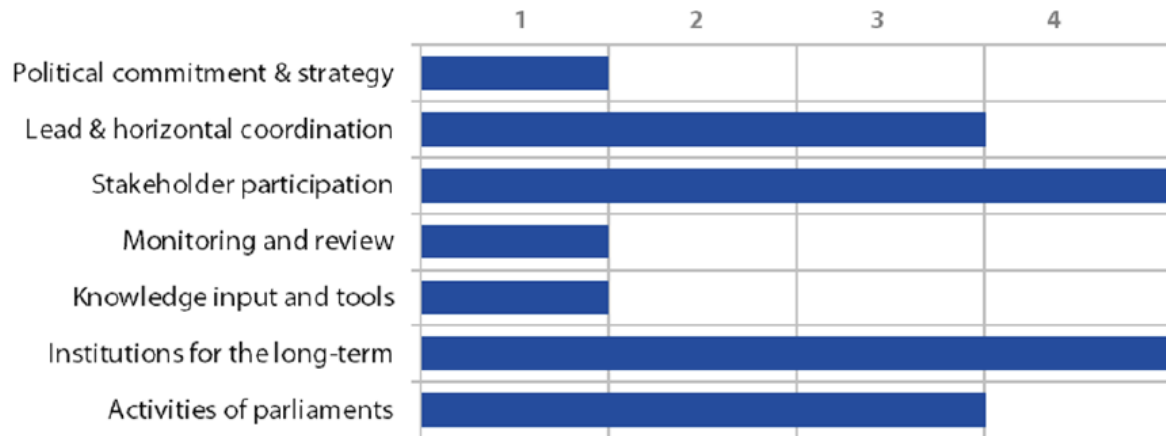
source: SDSN-IEEP, 2019

Indicators: HU-SDS - 2017/2018 Report

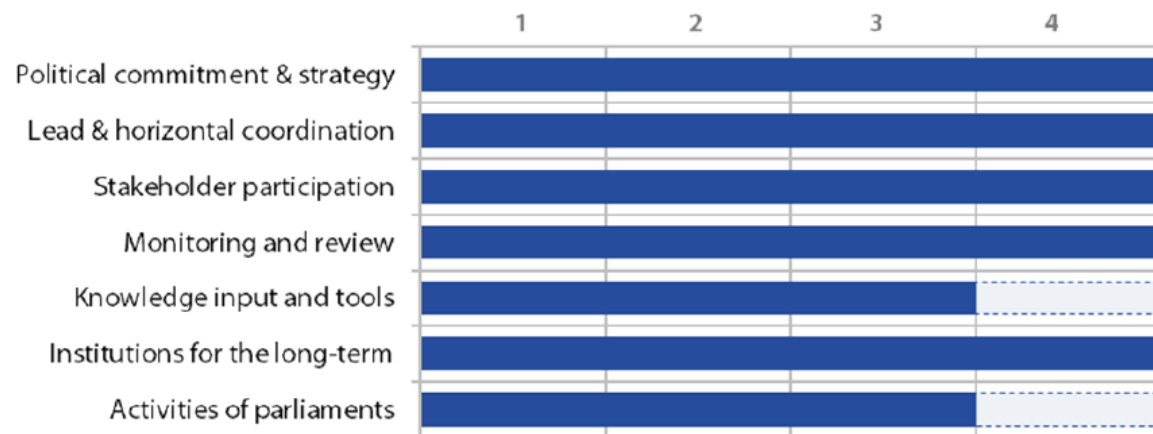
Indicator	2012	2013	2014	2015	2016	2017	2018	Current state	Trend	EU average	V3 average
Total fertility rate	1.34	1.34	1.41	1.44	1.49	1.49	1.49	below average	↔	1.59 ¹	1.56 ¹
Expenditure on education as % of GDP	4.7	4.6	5.1	5.1	4.9	5.1	N/A	average	➔	4.6 ²	4.4 ²
Early school leavers (%)	11.8	11.9	11.4	11.6	12.4	12.5	12.5	poor	↔	10.6	6.5
Healthy life expectancy at birth (years), male/female	59.2/60.5	59.1/60.1	58.9/60.8	58.2/60.1	59.5/60.2	59.6/60.8	N/A	below average	↔	63.5/64	58.9/60.5
Severe material deprivation rate (%)	26.3	27.8	24	19.4	16.2	14.5	10.1	below average	➔	6.6	4.8
Generalised trust scale (ESS, scale of 0 to 10)	4.8	N/A	4.2	N/A	4.5	N/A	N/A	below average	➔	N/A	N/A
Corruption index (Transparency Int., on a scale of 0 to 100)	55	54	54	51	48	45	46	poor	↘	65	56
Number of non-governmental organizations (thousand)	65.3	64.5	63.9	63.9	62.1	61.2	N/A	(declining)	↘	N/R	N/R
Biologically inactive areas (as % of total area)	68	67	67	67	67	67	67.5	poor	↔	N/R	N/R
Natural resource productivity (GDP/DMC, €/kg)	1.14	1.02	0.83	0.87	0.93	0.91	0.81	poor	↘	2.07	0.92
Public exposure to particulate matter pollution [PM(10)] (µg/m3)	28.8	27.3	28.2	26.9	25.3	26.5	N/A	below average	↘	21.6	26.7
Employment rate for population aged 20-64 (%)	61.6	63	66.7	68.9	71.5	73.3	74.4	above average	➔	73.2	69.2
Investments: gross fixed capital formation (GFCF/GDP)	19.3	20.9	22.2	22.5	19.6	22.2	25.5	good	➔	20.5	20.1
R&D spending (as % of GDP)	1.26	1.39	1.35	1.35	1.19	1.33	1.53	below average	➔	1.97	1.25
Public debt (gross) as % of GDP	78.2	76.6	75.7	74.7	74.1	73.4	70.9	average	➔	81.6 ¹	49.2 ¹
Old age dependency ratio	24.6	25.1	25.8	26.5	27.2	27.9	28.5	average	↘	29.9	23.7

Leave no government behind!

Country Data Sheet: Hungary



Country Data Sheet: Finland



Create a balance between

- (1) governmental and non-governmental action;**
- (2) bottom-up and top-down approaches needed!**

Although the non-governmental institutions are well-established and functional, the lacks in governmental actions (focused on several topics only) are causing an unbalanced system of institutions in Hungary.

Much more balanced institutional system in Finland is resulting better performance in SD.

data sheets by Niestroy et al, 2019

EC Priorities should be real driving forces!



Thank you for your attention!

